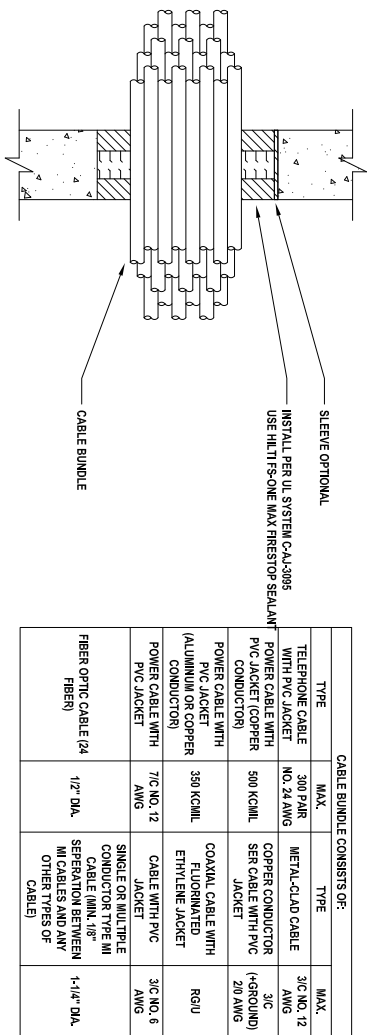
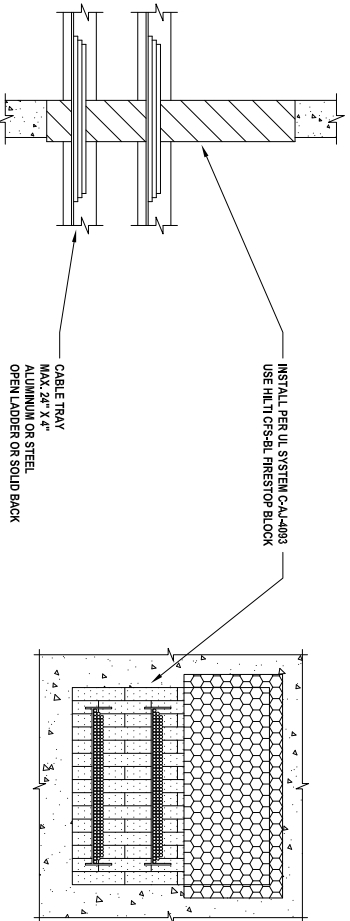


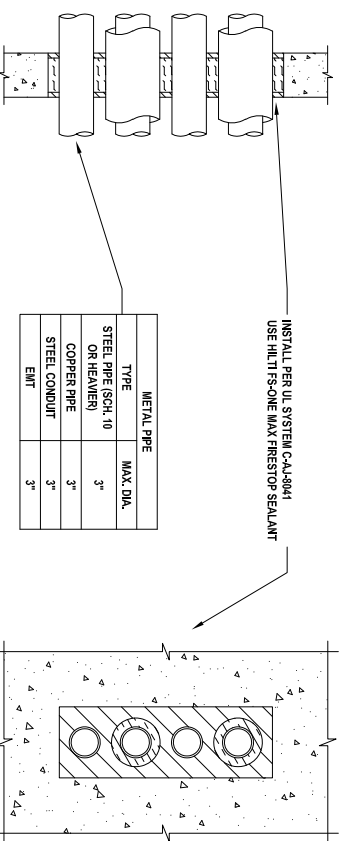
1 METAL PIPE THROUGH CONCRETE WALL (3-HR.)
E.2.2 NOT TO SCALE



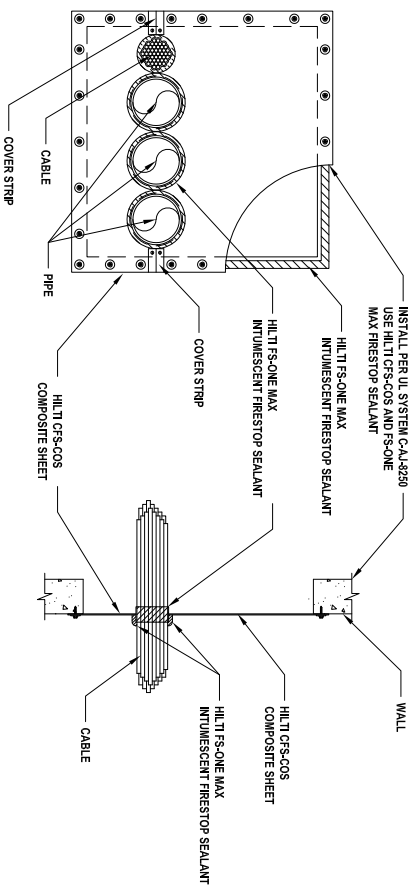
3 CABLE BUNDLE THROUGH CONCRETE WALL (3-HR.)
E.2.2 NOT TO SCALE



5 MULTIPLE CABLE TRAYS THROUGH CONCRETE WALL (3-HR.)
E.2.2 NOT TO SCALE

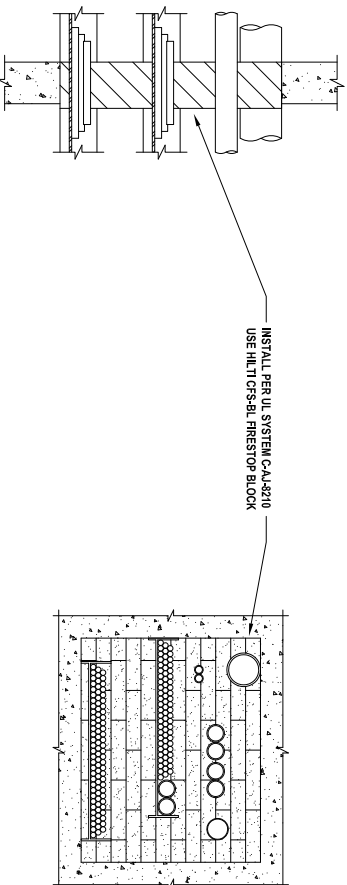


2 MULTIPLE METAL PIPES THROUGH CONCRETE WALL (3-HR.)
E.2.2 NOT TO SCALE



4 CABLE BUNDLE THROUGH CONCRETE WALL (3-HR.)
E.2.2 NOT TO SCALE

CABLE BUNDLE CONSISTS OF:			
TYPE	MAX.	TYPE	MAX.
COPPER CONDUCTOR CABLE WITH PVC JACKET	7/8" NO. 12 AWG	SINGLE CONDUCTOR POWER CABLE WITH PVC JACKET	500 KCMIL
TELEPHONE CABLE WITH PVC JACKET	300 PAIR NO. 24 AWG	FIBER OPTIC CABLE WITH PVC JACKET	24
SINGLE CONDUCTOR POWER CABLE WITH PVC JACKET	350 KCMIL		



6 MULTIPLE PENETRATIONS THROUGH CONCRETE WALL (3-HR.)
E.2.2 NOT TO SCALE

Notes:

- Refer to the following specifications for firestopping.
 - Firestopping
 - Penetration Firestopping
 - Plumbing
 - HVAC
 - Electrical
 - Communication
- For Quality Control requirements, refer to the Quality Control portion of the specification.
- Details shown are typical details, containing general information only. Always refer to the full UL system detail for complete system requirements. If field conditions do not match requirements of details, approved alternate details shall be utilized. Design requirements, field conditions and dimensions need to be verified for compliance with the details, including but not limited to the following:
 - Fire Rating (F-Rating)
 - Temperature Rating (T-Rating)
 - Leakage Rating (L-Rating)
 - Water Rating (W-Rating)
 - Annular Space
 - Percent Fill
 - Movement
 - Type and thickness of fire-rated construction.
- If alternate details matching the field conditions are not available, manufacturer's engineering judgment drawings are acceptable. Contact Hilti for alternative systems or Engineering Judgment. Drawings shall follow the International Firestop Council (IFC) Guidelines for Evaluating Firestop Systems Engineering Judgments.
- References:
 - 2013 Underwriter's Laboratories Fire Resistance Directory, Volumes 1 & 2
 - NFPA 701 Life Safety Code
 - NFPA 70 - National Electric Code
 - All governing local and regional building codes
 - Firestop System installation must meet requirements of ASTM E-814 (UL 1479) tested assemblies that provide a fire rating equal to that of construction being penetrated.

<Notes to designer (delete this note after reading and replace with title block information)>

- Any modification to these details could result in an application/system not meeting the UL or Intertek Classification or the intended temperature or fire ratings.
- Details shown are up to date as of 2021.
- For additional information on the details, refer to the most current "Underwriter's Laboratories Fire Resistance Directory (volume 2)."

JOB NUMBER: _____

CHECKED: _____

ISSUE DATE: _____

REVISIONS: _____

CONTENTS: _____

ELECTRICAL PENETRATIONS CONCRETE BLOCK WALL 3 HR.

SHEET NAME: **E.2.2**

SHEET NUMBER: _____