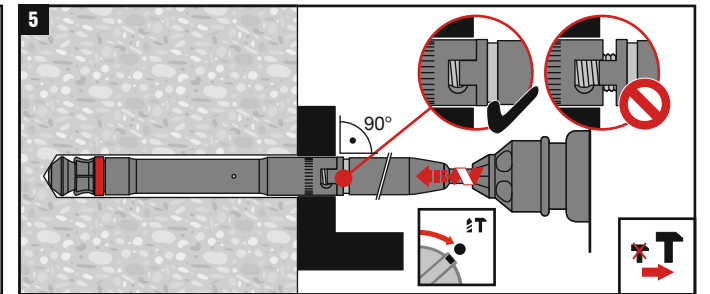
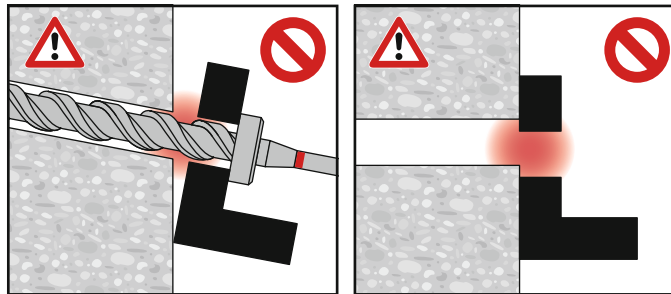
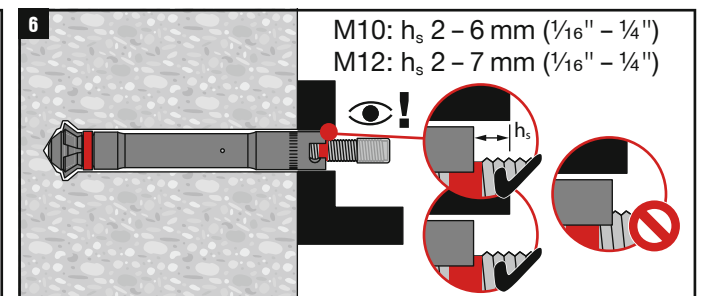
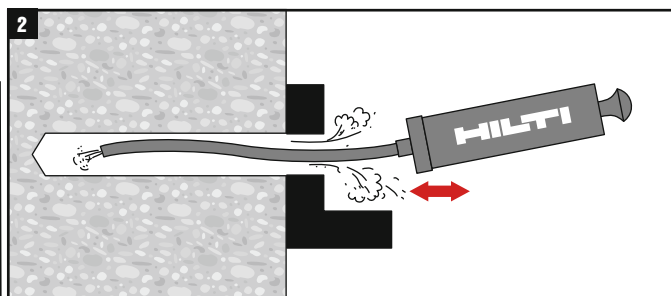


HDA-T/-TF/-TR	t _{fix} min - max [mm]	d _f [mm]	h _s	SW [mm]	T _{inst}
M10 × 100/20	10 - 20	21	2 - 6 mm (1/16" ... 1/4")	17	50 Nm (37 ft-lb)
M12 × 125/30	10 - 30	23	2 - 7 mm (1/16" ... 1/4")	19	80 Nm (59 ft-lb)
M12 × 125/50	10 - 50	23			



HDA-T/-TF/-TR			
M10 × 100/20	TE-C-HDA-B 20 × 120	TE-C-HDA-ST 20-M10	TE 30 - (02)
M12 × 125/30	TE-C-HDA-B 22 × 155	TE-C-HDA-ST 22-M12	
M12 × 125/50	TE-C-HDA-B 22 × 175		TE 30 - (03)



HDA-T/-TF/-TR			
M10 × 100/20	TE-Y-HDA-B 20 × 120	TE-Y-HDA-ST 20-M10	TE 50 - (03)
M12 × 125/30	TE-Y-HDA-B 22 × 155	TE-Y-HDA-ST 22-M12	
M12 × 125/50	TE-Y-HDA-B 22 × 175		TE 60 - (04)

